

Announcements

- HWO
- Office hours
- Instant questions
- Demos
- CBTFF reservations

Today

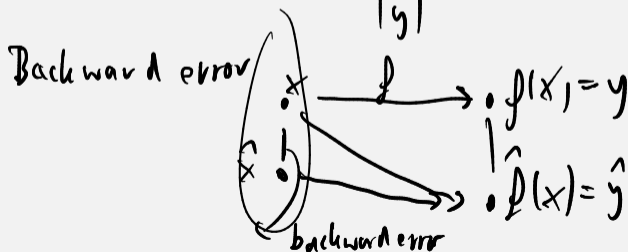
- Errors
- Conditioning
- FP

Forward/Backward Error

Suppose *want* to compute $y = f(x)$, but *approximate* $\hat{y} = \hat{f}(\hat{x})$.

What are the forward error and the backward error?

Forward error: $|\Delta y| = |f(x) - \hat{f}(\hat{x})| \leftarrow \text{abs}$
 $\frac{|\Delta y|}{|y|} \leftarrow \text{rel.}$



Forward/Backward Error: Example

1.4142... ← true
1.4 ← approx

Suppose you wanted $y = \sqrt{2}$ and got $\hat{y} = 1.4$.
What's the (magnitude of) the forward error?

$$\Delta y = y - \hat{y} = 0.014\dots$$

rel. fwd. error

$$\underline{0.01\dots}$$

$$\log_{10} 0.01 = -2$$

0.600 1234567000

0.600 1234

Forward/Backward Error: Example

Suppose you wanted $y = \sqrt{2}$ and got $\hat{y} = 1.4$.
What's the (magnitude of) the backward error?

$$\sqrt{x^2} = y$$

$$\sqrt{\hat{x}^2} = 1.4$$

$$\hat{x}^2 = 1.4 = 1.96$$

$$x - \hat{x}^2 = 0.04 \leftarrow \text{abs. bw error}$$


$$\rightarrow \frac{|x - \hat{x}^2|}{|\hat{x}^2|} = 0.02$$

Forward/Backward Error: Observations

What do you observe about the relative magnitude of the relative errors?

rel. bw 0.02

rel. fw 0.01...



Sensitivity and Conditioning

What can we say about amplification of error?

$$|\text{rel. fw. error}| \leq \kappa |\text{rel. bw. error}|$$

smallest number that does this;
condition number

$$\text{cond} = \kappa = \max_x$$

$$\frac{|\Delta y|/|y|}{|\Delta x|/|x|}$$

$$\frac{|\Delta x|}{|x|} = 10^{-6}$$

$$k = 10,000 = 10^4$$

$$\frac{|\Delta y|}{|y|} \leq 10^{-2}$$

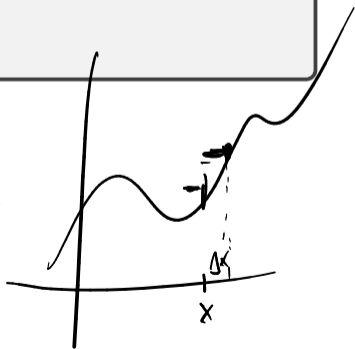
Example: Condition Number of Evaluating a Function

$$\Delta y = f(x + \Delta x) - f(x) \approx f'(x) \cdot \Delta x$$


$y = f(x)$. Assume f differentiable.

Demo: Conditioning of Evaluating tan

$$\frac{|\Delta y|/|y|}{|\Delta x|/|x|} = \frac{|f'(x)| \cancel{|\Delta x|} / |f(x)|}{\cancel{|\Delta x|} / |x|} = \frac{|x| |f'(x)|}{|f(x)|}$$



$$\frac{|x| |\cos x|}{|\sin x|} \leq \frac{|x|}{\alpha |x|} \leq \frac{1}{\alpha}$$



Stability and Accuracy

Conditioning \rightarrow problem itself

\rightarrow method

When is a method *accurate*?

Output is close to the true answer

When is a method *stable*?

"Backward stable"

A method is (backward) stable if the result it produces is the exact solution to a nearby problem.

Getting into Trouble with Accuracy and Stability

$$f(x) = 5$$

How can I produce inaccurate results?

Apply an inaccurate method

Apply an unstable method to a well-conditioned
problem

Apply any type of method to an ill-conditioned
input

In-Class Activity: Forward/Backward Error

In-class activity: Forward/Backward Error

Wanted: Real Numbers... in a computer

Computers can represent *integers*, using bits:

$$23 = 1 \cdot 2^4 + 0 \cdot 2^3 + 1 \cdot 2^2 + 1 \cdot 2^1 + 1 \cdot 2^0 = (10111)_2$$

How would we represent fractions?



Fixed-Point Numbers

Suppose we use units of 64 bits, with 32 bits for exponents ≥ 0 and 32 bits for exponents < 0 . What numbers can we represent?



How many 'digits' of relative accuracy (think relative rounding error) are available for the smallest vs. the largest number?

